

Kiriri Women's University of Science & Technology
off Thika Road
P.O. BOX 49274 – 00100
Nairobi, Kenya
Tel: +254 (0) 20 2042692/3
Cell: +254 (0) 736 329642 or +254 (0) 718 896 389
Email: info@kwust.ac.ke



Kiriri women's University of Science and Technology

VIRTUAL LEARNING STUDENTS' MANUAL

Welcome to Kiriri Women University of Science and Technology (KWUST) Virtual Learning Platform. This is a Modular Object-Oriented Dynamic Learning Environment (MOODLE) which offers effective interaction between the learners and the lecturers ensuring individual learner's learning needs are met.

CREATING A STUDENT'S ACCOUNT ON THE VIRTUAL LEARNING PLATFORM

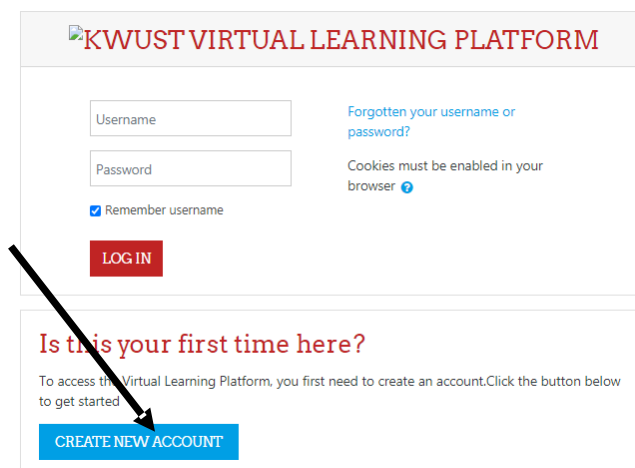
Enter the following link in your Uniform Resource Locator (URL) search bar on your web browser such as Google)

virtual.kwust.ac.ke

The link will lead you to this page



Click **login** at the top right corner of the window



Click **CREATE NEW ACCOUNT** as shown above and fill in the form (The following fields MUST b

Username: Enter your admission number with the alphabets in lowercase without the “/” (example kba01220, dba34520, dps12320,dht34320)

Password: The password must have at least 8 characters, at least 1 digit(s), at least 1 lower case letter(s), at least 1 upper case letter(s), at least 1 non-alphanumeric character(s) such as as *, -, or # Example **G123456z***

Email address: Enter your email address

First Name: Enter your First name. Example Mary, Aisha

Surname: Enter your surname. Example Mutua, Omondi

The click **CREATE MY NEW ACOUNT**

LOGGING INTO YOUR ACCOUNT

After the KWUST system Administrator has confirmed your account, you will be ready to login. To visit virtual.kwust.ac.ke and enter your username and password and then click **LOG IN**

KWUST VIRTUAL LEARNING PLATFORM

username: kba89920

password:

Remember username

LOG IN

Forgotten your username or password?

Cookies must be enabled in your browser

Is this your first time here?

To access the Virtual Learning Platform, you first need to create an account. Click the button below to get started

CREATE NEW ACCOUNT

This will lead you to the display shown below. Click **Dashboard** to see all your Courses

virtual.kwust.ac.ke/my/

Dashboard

Site home

Calendar

Private files

My courses

ORGANIZATION THEORY AND BEHAVIOUR - DHR

RESEARCH PROJECT - DBF

COMPUTER APPLICATIONS II (DIT)

INTRODUCTION TO SYSTEM ANALYSIS AND DESIGN

Course overview

ALL (EXCEPT REMOVED FROM VIEW)

COURSE NAME

CARD

Certificate in Information T... CIT 1005

Diploma in Banking and Fi... DCU 1005 (DBF)

Diploma in Human Resour... DHR 1106 (DHR)

Diploma in Information Tec... DIT 1008

No files available

Manage private files...

Online users

2 online users (last 5 minutes)

Jane Nyambura

Agnes Nyanchama

Latest badges

You have no badges to display

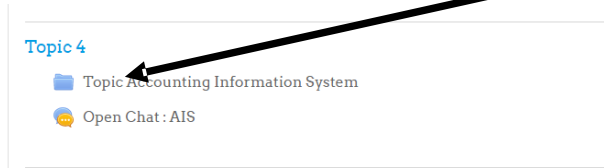
Calendar

June 2020

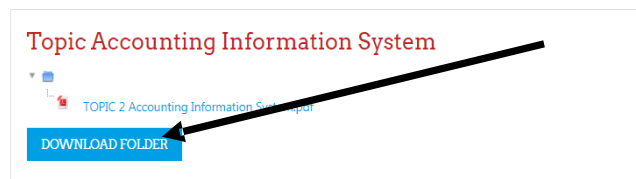
TO ACCESS LEARNING RESOURCES

Click on the unit that you want to study and the resources (such as; notes, chats, forums and assignments) will be displayed under different topics.

1. To access the Lecture Notes

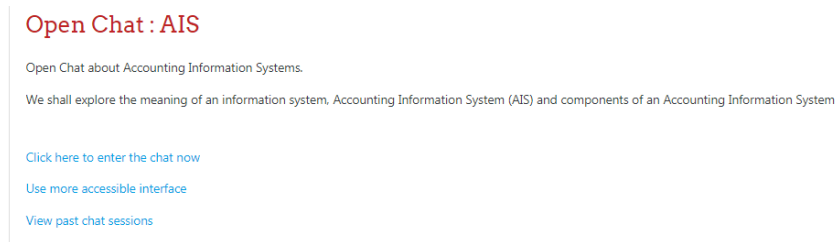
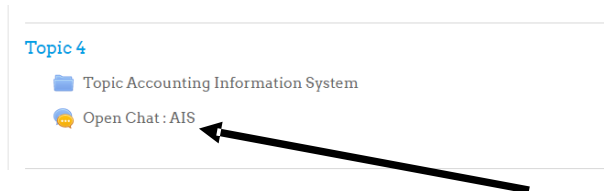


This will lead you to the following window. Click **DOWNLOAD FOLDER** to save the file in your device (Smart Phone or Computer)



2. To Participate in a Chat

A chat is a real time interaction between the students and the lecturer. It provides an opportunity for the learners to ask questions and to be responded to immediately.



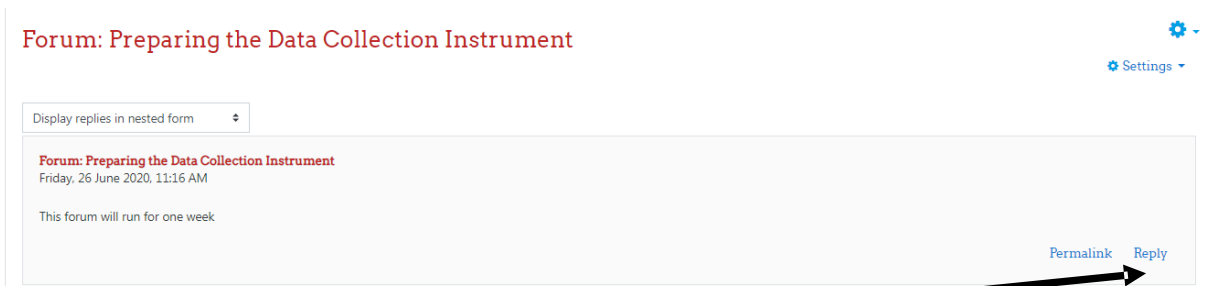
Click on **“Click here to enter the chat now”**. You can always refer to a chat even after the chat has ended by clicking **“View past chat session”**

3. To Participate in a Forum

A Forum is a discussion that runs over an extended duration of time. This allows students to give their contributions or ask question to the lecturer or fellow learners.



This will lead you to this window



Forum: Preparing the Data Collection Instrument

Display replies in nested form

Forum: Preparing the Data Collection Instrument
Friday, 26 June 2020, 11:16 AM

This forum will run for one week

Permalink Reply

Click **Reply** to give you contribution to the discussion.

4. To Submit an Assignment

Topic 2

- Chapter one
- Open Chat : Chapter one
- Assignment 1: Title and Objectives

Click on the scheduled assignment.

This will lead you to this window. Click **ADD SUBMISSION**

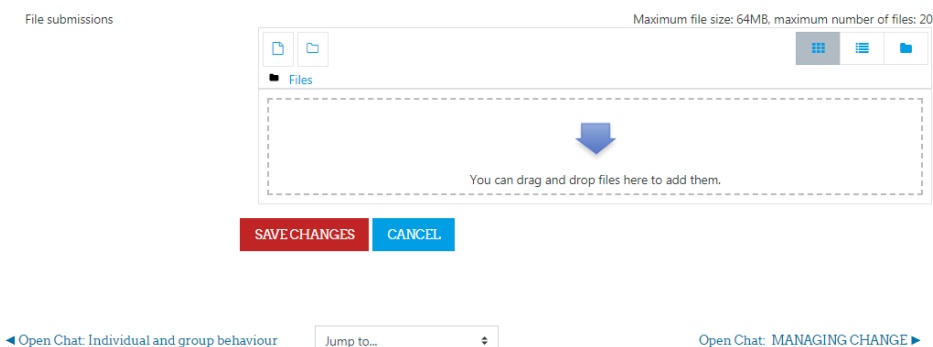
Submission status

Submission status	No attempt
Grading status	Not graded
Last modified	-
Submission comments	Comments (0)

ADD SUBMISSION

You have not made a submission yet.

This will lead you to this window.



File submissions

Maximum file size: 64MB, maximum number of files: 20

Files

You can drag and drop files here to add them.

SAVE CHANGES CANCEL

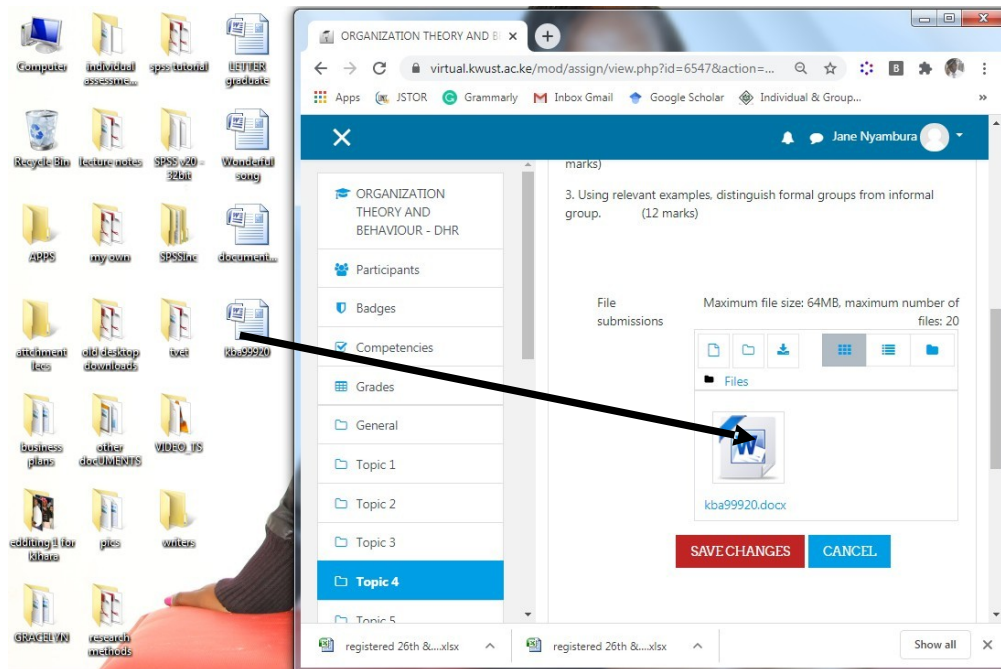
Open Chat: Individual and group behaviour Jump to... Open Chat: MANAGING CHANGE

Methods of Submission

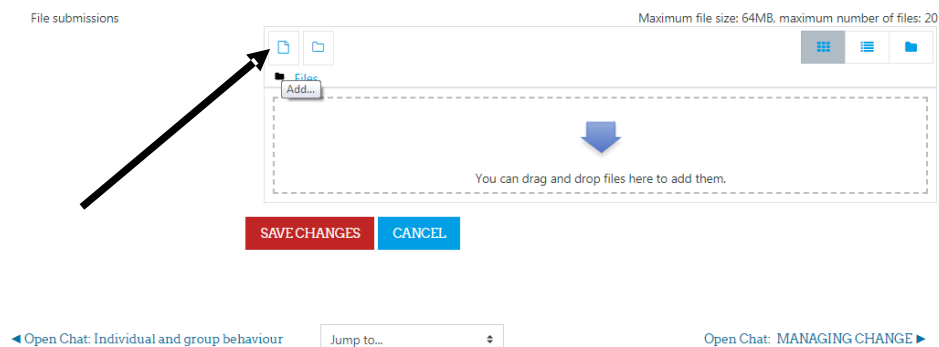
a) Drag and drop method

This method of handing in assignments is suitable for learners using computers.

Restore the window in order view where the document is saved. Click and hold-down the mouse button, drag and drop the document for submission. Click **SAVE CHANGES**



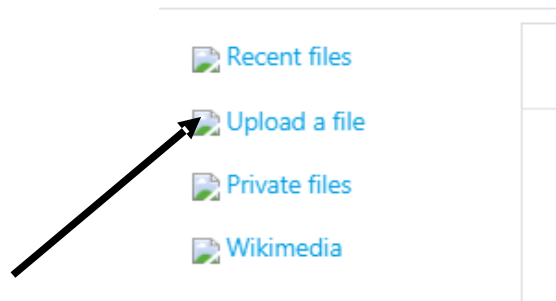
b) Adding a File



Click on the button shown above “**Add**” to add a submission

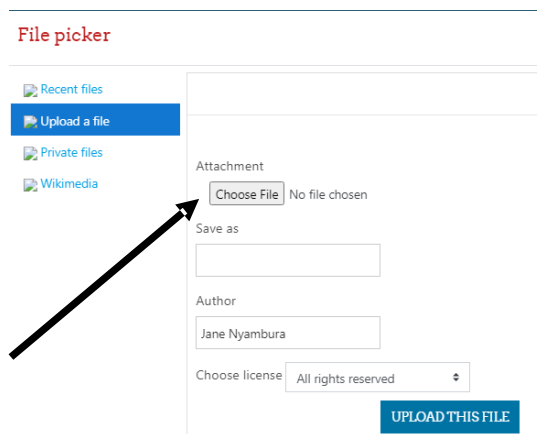
This will lead you to the window below

File picker



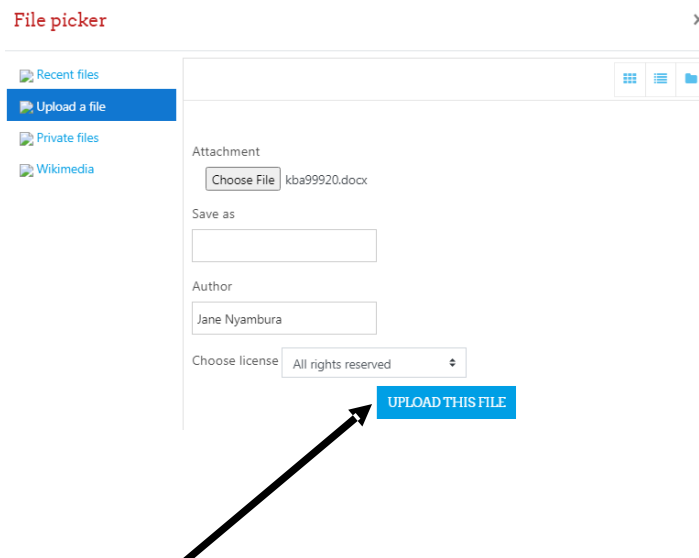
Click **Upload a file**

This leads you to the window below



Click on **Choose File**

This allows you to explore your phone or computer storage areas to select the file to be uploaded. After selecting the file, click **UPLOAD THIS FILE**



NOTE:

- i. You are required to participate in all activities scheduled by your course lectures within the stipulated time.
- ii. Feel free to seek assistance on any academic matter from your course lecturers.
(You will meet them on the KWUST virtual learning platform)
- iii. If you have forgotten your password or you are not sure about how to utilize the platform, seek assistance from the system administrators.
- iv. For other administrative issues such as payment of school fees, contact the respective offices of the KWUST administration.

Tel: +254 (0) 20 2042692/3

Cell: +254 (0) 736 329642 or +254 (0) 718 896 389

Email: info@kwust.ac.ke